

# Smartphones/Tablets

## Android

### Week 1

Intro to Smartphones/Tablets  
(Buttons, Components, etc.)

# Smartphone/Tablet Glossary

Here are some terms you will hear a lot while we proceed with class:
















- Android – smartphone platform
- iPhone – smartphone created by Apple
- App – application – apps are the different programs that are used by the smartphone
- Bluetooth – a wireless technology that transfers data between 2 devices
- Ringtone – sound that you hear when your phone rings or when you receive text messages or emails

# Smartphone/Tablet Symbols








Symbols are the different icons/images found on each smartphone.

- Icons/Apps – these are different applications that run on the phone (i.e. Message, Email, Maps)
- Symbols – these are “buttons” that are used to perform certain functions (i.e. add, edit, delete)

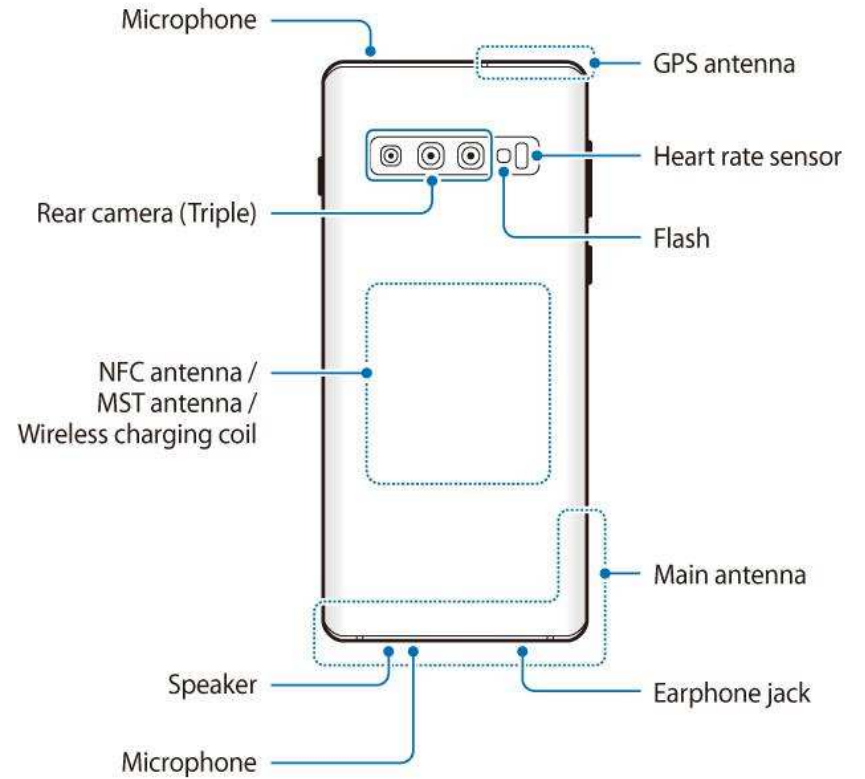
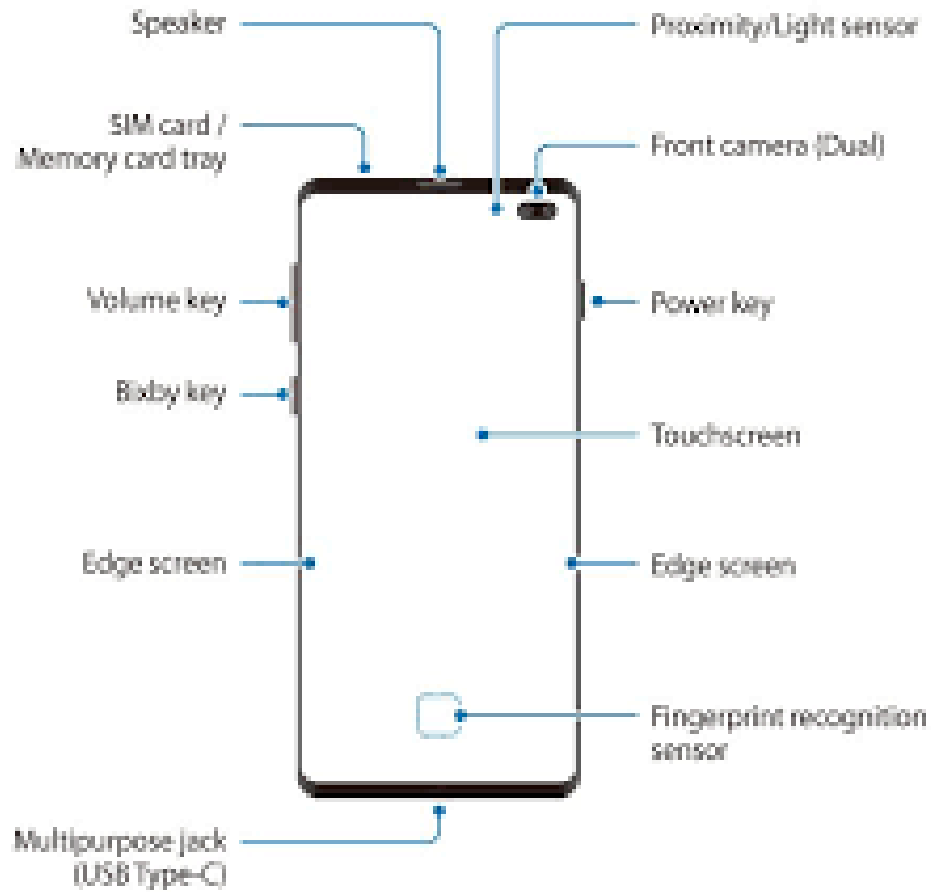
# Smartphone/Tablet Symbols

	Add/New	Use these to add new contacts, text messages, calendar events.
	Airplane Mode	Only shows up on the screen when airplane mode is on – you cannot use the phone, access the Internet or use Bluetooth devices.
	Alarm	Indicates an alarm is set on the device
	Battery	Indicates how much battery life is left on the device
	Battery Charging	If battery is at less than 100%, this symbol shows up on the phone or tablet when the charger cord is plugged in.
	Bluetooth	Bluetooth is on and paired with a device. When this feature is turned on, you are able to connect with other technology nearby, such as hands-free headsets or car stereos.
	Calendar Notification	Shows there is a calendar event coming up soon
	Call / Answer	Shows a call in progress or slide to answer a call
	Cell Signal	Shows whether the device is in range of the cellular network and can make and receive calls. The more bars, the stronger the signal. If there is no signal, the bars are replaced with “No Service.”
	Delete/Trash	Icon used when you want to delete something from your phone.
	Do Not Disturb	Shows that “Do Not Disturb” is turned on.
	Downloading	Shows that a file, picture or app is downloading.
	Edit	Edit an existing information
	Email	Shows that a new email message has arrived on your phone
	End Call	Hit to end a call

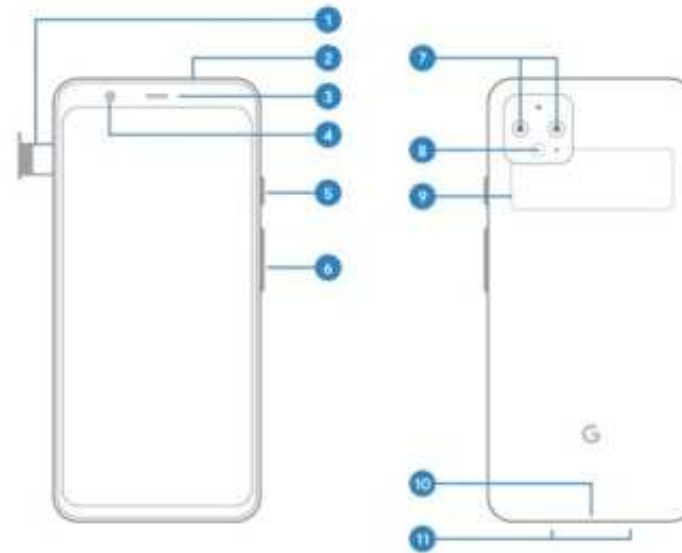
# Smartphone/Tablet Symbols

	GPS/Location	The GPS locator on the device is on. That means the location of the device can be tracked. Used by such apps as weather or navigation
	Missed Call	Shows that a call was missed
	Settings	Here is where you can change or customize your phone
4G, 3G, 1X	Network Status	Shows that your carrier's 4G, 3G, 1X, is available, and your phone can connect to the Internet over that network.
	Text Message	Shows that a new text message has arrived on your phone
	Uploading	Shows that a file or picture is being uploaded.
	Voicemail	Voice Mail – If voice mail is set up on the phone, this symbol informs you when a voice mail has been left
	Wi-Fi	Shows that device is connected to the Internet over a Wi-Fi network. The more bars, the stronger the connection

# Samsung



## Google Pixel



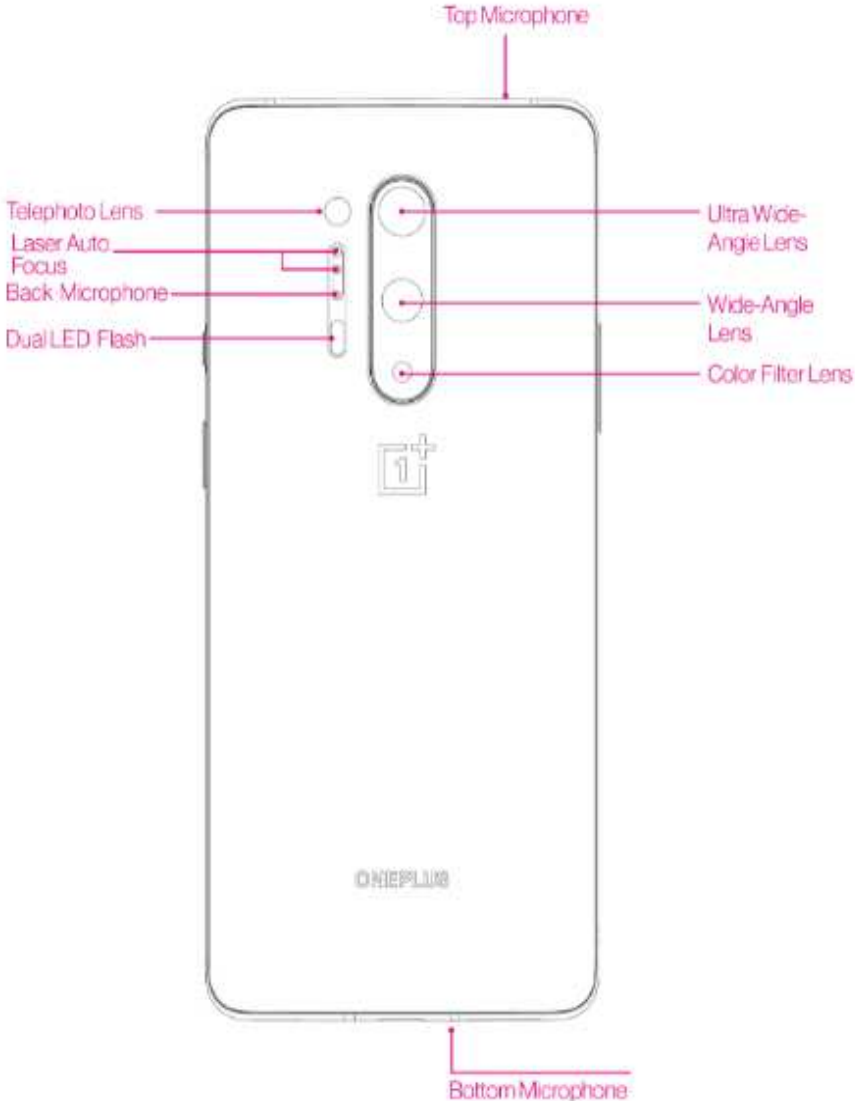
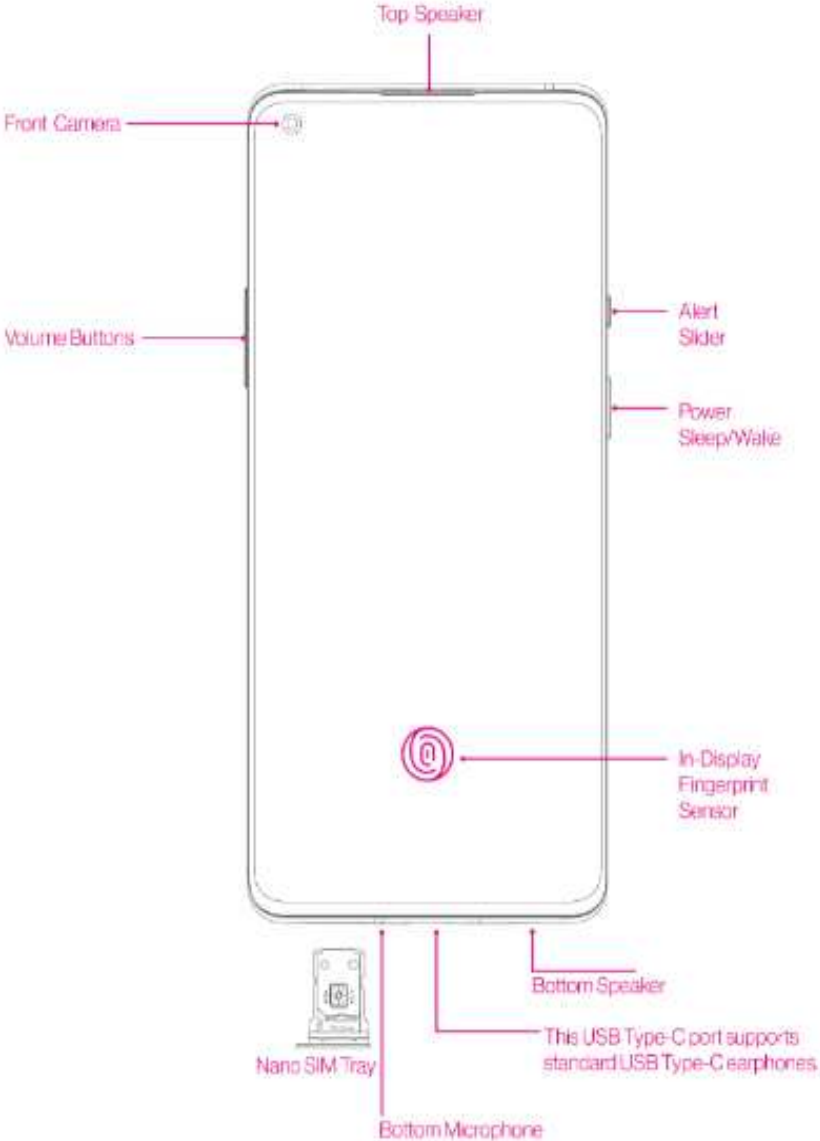
1. SIM card tray
2. Top microphone
3. Top speaker
4. Front-facing camera with wide-angle lens
5. Power button
6. Volume buttons
7. Rear-facing cameras
8. LED flash
9. NFC
10. USB-C port
11. Bottom speaker and microphone

# Moto G Power

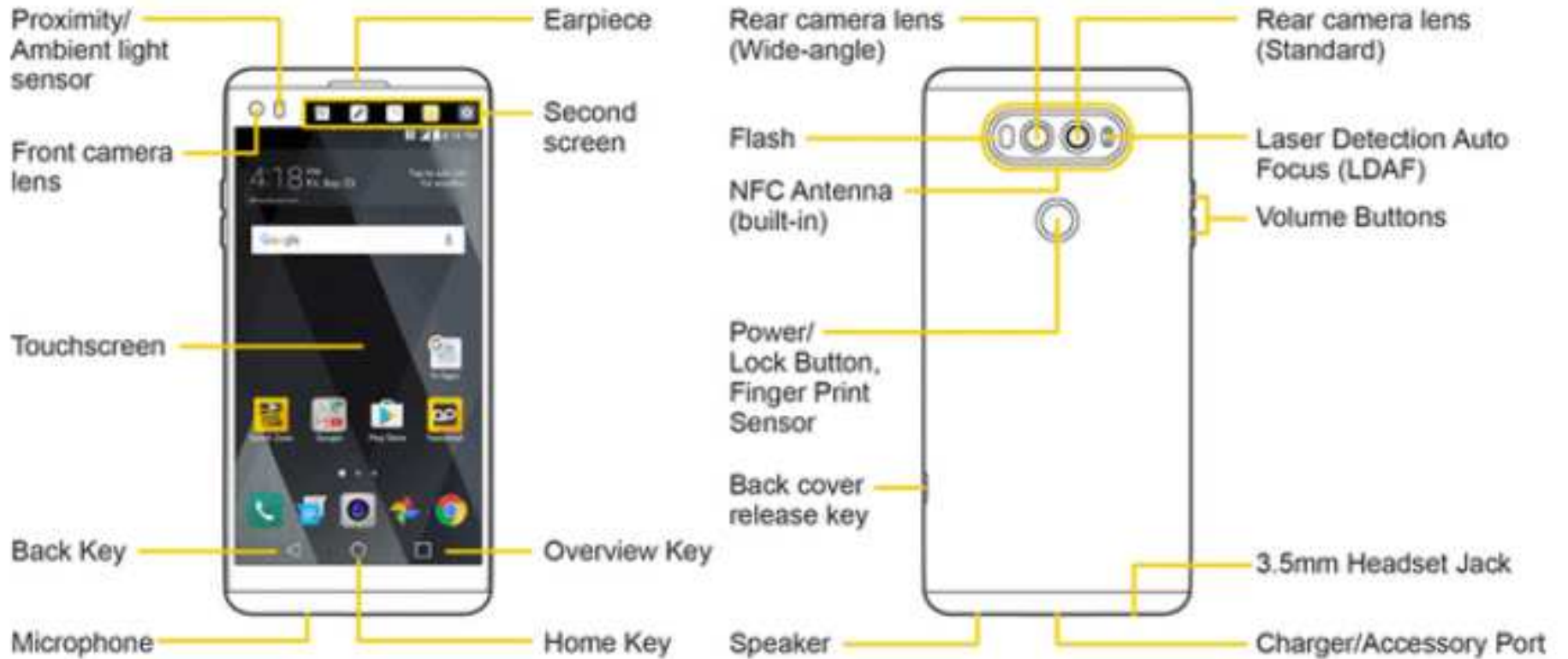




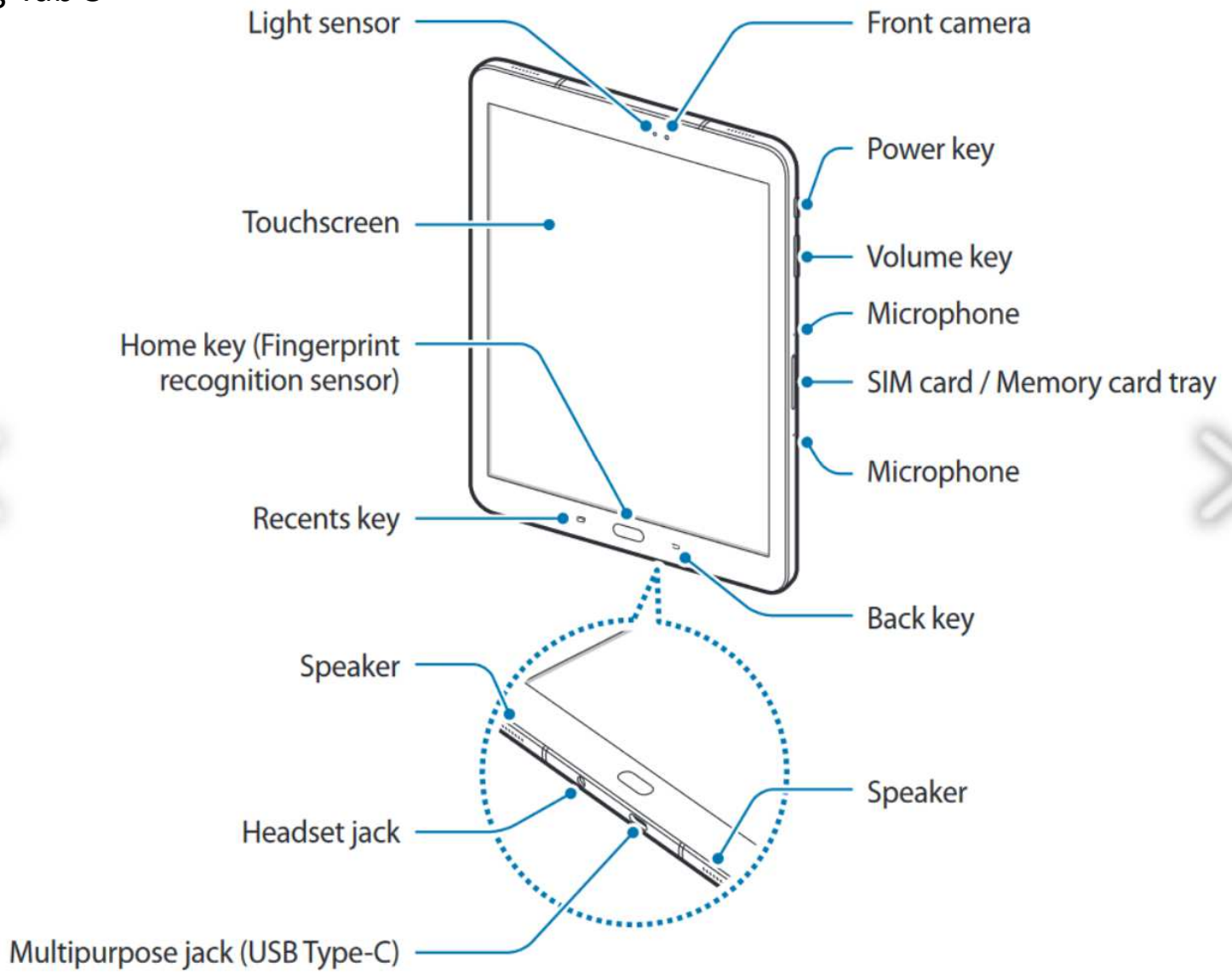
# One Plus 8 Pro



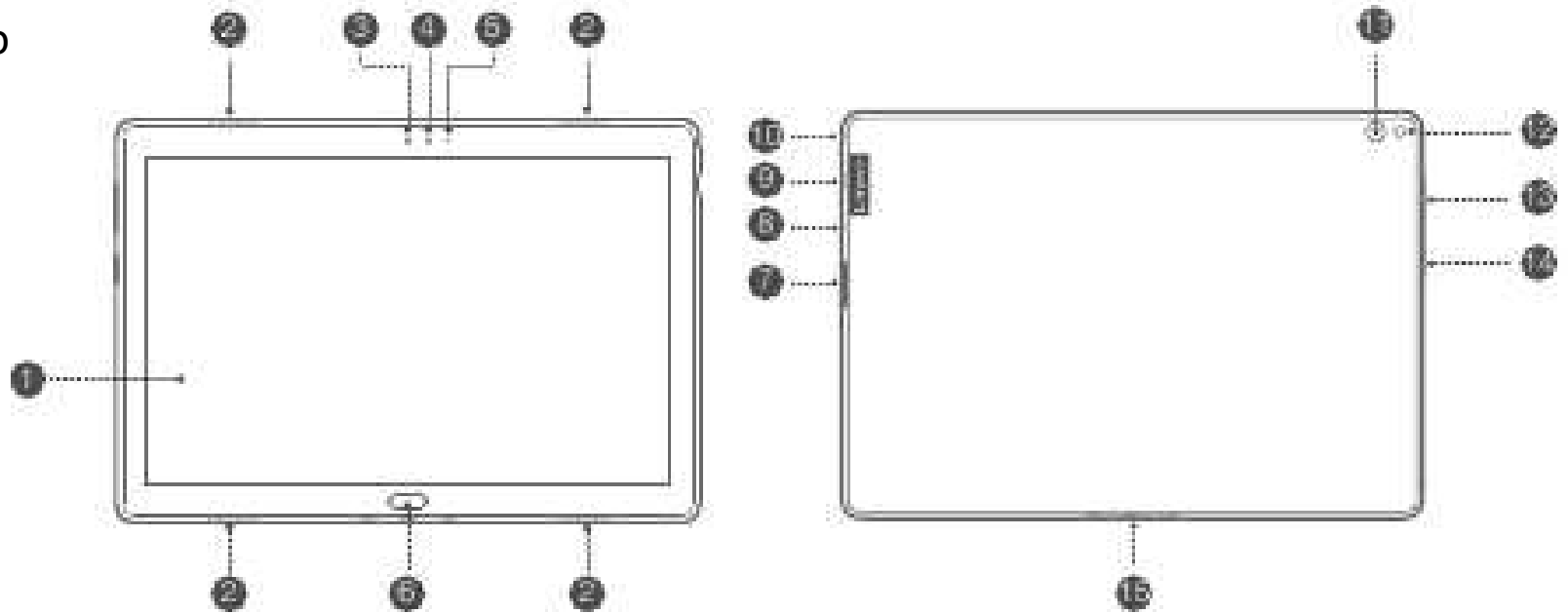
# LG V20



# Samsung Tab 3



Lenovo



- 1 Touch screen
- 2 Speakers
- 3 Front camera
- 4 Light sensor\*
- 5 Indicator
- 6 Fingerprint sensor\*
- 7 Card tray
- 8 Microphone
- 9 Type C USB 2.0 connector
- 10 Headset connector
- 11 Rear camera
- 12 Flash\*
- 13 Volume buttons
- 14 Power button
- 15 Smart connector

# Asus Tablet



# Phone/Tablet Components

- Power button
- Volume buttons
- Headphone jack / charger plug
- Speaker / Microphones
- Camera (front and back)
- Flash/Light
- Home Button

# Lock Screen

- Lock Screen
  - Time
  - Date
  - Signal Strength
  - Battery life
  - Slide to unlock
  - Enter Passcode



# Home Screen

- Home Screen
  - Time
  - Signal Strength
  - Battery life
  - Icons / Can customize
  - Frequently used icons
  - Multiple pages

